






A




D








A large, bold, yellow letter 'A' is centered on a black banner with a white triangular cutout at the bottom.A large, bold, green letter 'D' is centered on a black banner with a white triangular cutout at the bottom.

A black banner with a white triangular cutout at the bottom. In the center of the banner is a large, bold, pink letter 'I' with rounded ends.


I

A black banner with a white triangular cutout at the bottom. In the center of the banner is a large, bold, cyan letter 'n' with rounded ends.


n





ACTIVATING BACKGROUND KNOWLEDGE



Good readers think about what they already know about a topic before they begin reading.




CONNECTING TO BACKGROUND KNOWLEDGE



Good readers make connections between a text and their own lives.



QUESTIONING



Good readers ask questions as they read a text. These questions can be about things they wonder about the text or parts they don't understand.




VISUALIZING



Good readers create mental images in their mind about what is happening in the book.


MAKING INFERENCES



Good readers create their own ideas based on their background knowledge and clues from the text.




DETERMINING IMPORTANCE



Good readers identify the important parts of a text by finding the big idea or theme.


SUMMARIZING



Good readers identify the most important information in a text and put it in their own words.



SYNTHESIZING



Good readers think about how the text has changed or added to their thinking about a topic.

reading comprehension BULLETIN BOARD AND ORGANIZER SET



Thank you for your purchase of this product! This work is copyrighted and is the intellectual property of Emily Kiswardy. This license is for ONE classroom only.

