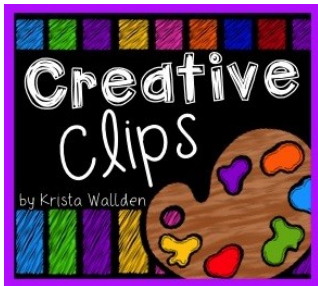


# Turkey Time Regrouping Craftivity


*Free from Teaching Heart*

*Click here to visit Teaching Heart*

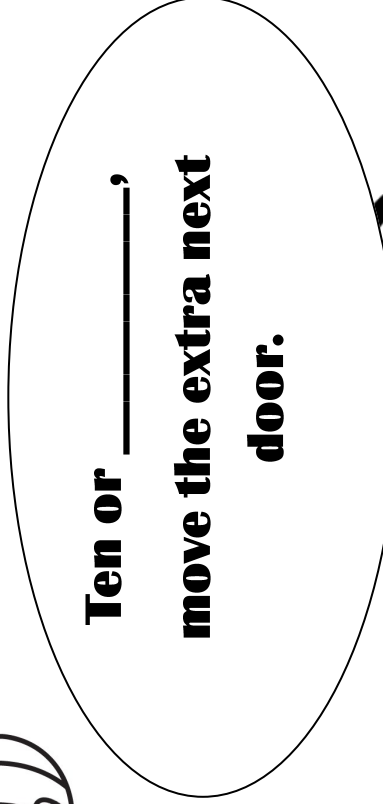


Clipart from [Creative Clips](#) and  
[Scrappin Doodles](#)


As an exit slip after teaching subtraction with regrouping, give each student two problems from page 6 or 7. I just cut out two problems—one from the top and one from the bottom. Students solve the problem and you check. Then the problems they solved can be used to complete page 4. Students fill in the blanks to make a rhyming poem. They glue the door down and place the math problems they have in the correct spaces. Then they can color their craft.

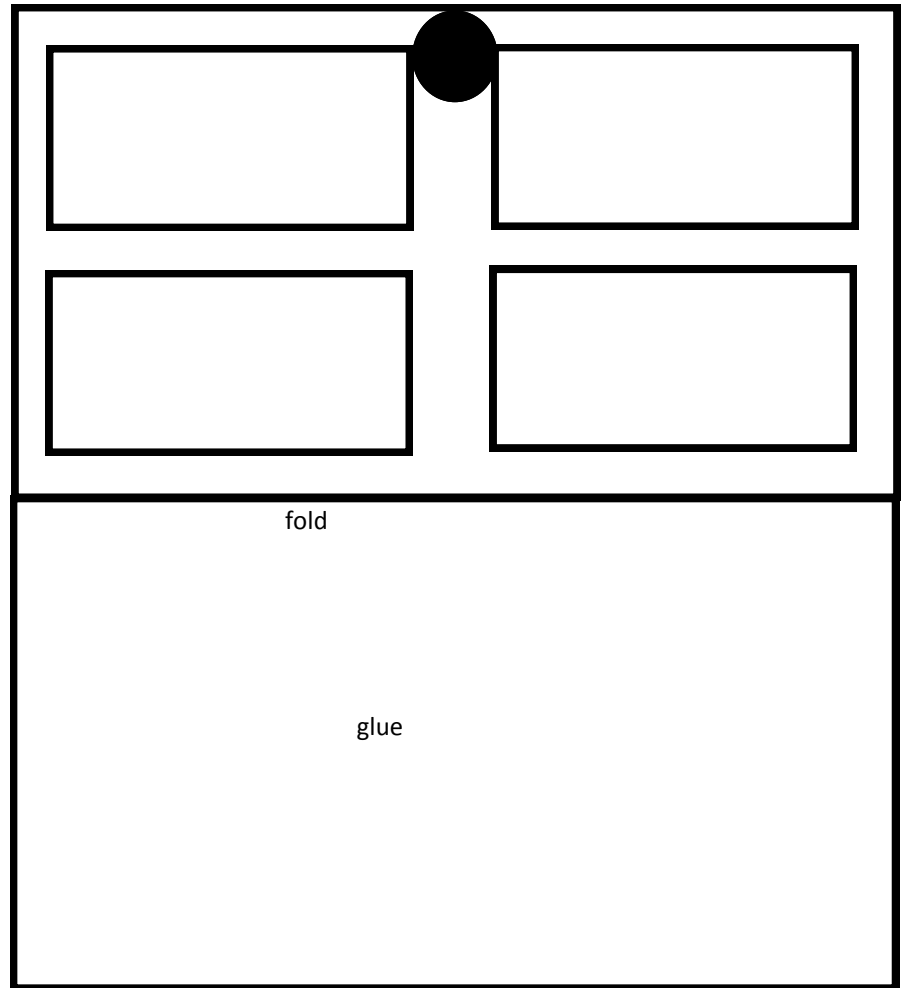
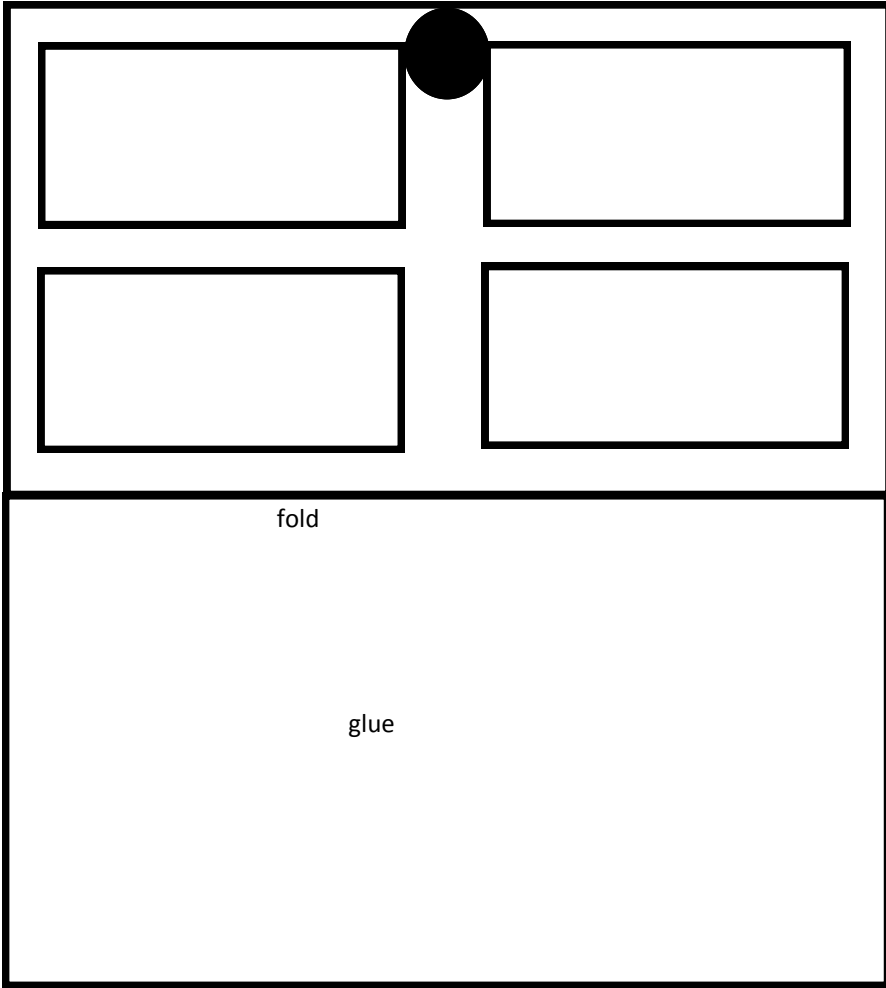


**Less than \_\_\_\_\_  
everything is fine!**



**Ten or \_\_\_\_\_,  
move the extra next  
door.**





$$\begin{array}{r} 36 \\ +32 \\ \hline \end{array}$$

$$\begin{array}{r} 75 \\ +24 \\ \hline \end{array}$$

$$\begin{array}{r} 25 \\ +24 \\ \hline \end{array}$$

$$\begin{array}{r} 85 \\ +13 \\ \hline \end{array}$$

$$\begin{array}{r} 67 \\ +12 \\ \hline \end{array}$$

$$\begin{array}{r} 59 \\ +23 \\ \hline \end{array}$$

$$\begin{array}{r} 69 \\ +33 \\ \hline \end{array}$$

$$\begin{array}{r} 77 \\ +18 \\ \hline \end{array}$$

$$\begin{array}{r} 52 \\ +29 \\ \hline \end{array}$$

$$\begin{array}{r} 83 \\ +29 \\ \hline \end{array}$$

$$\begin{array}{r} 35 \\ +23 \\ \hline \end{array}$$

$$\begin{array}{r} 55 \\ +24 \\ \hline \end{array}$$

$$\begin{array}{r} 65 \\ +24 \\ \hline \end{array}$$

$$\begin{array}{r} 75 \\ +13 \\ \hline \end{array}$$

$$\begin{array}{r} 87 \\ +12 \\ \hline \end{array}$$

$$\begin{array}{r} 79 \\ +13 \\ \hline \end{array}$$

$$\begin{array}{r} 68 \\ +23 \\ \hline \end{array}$$

$$\begin{array}{r} 69 \\ +18 \\ \hline \end{array}$$

$$\begin{array}{r} 95 \\ +29 \\ \hline \end{array}$$

$$\begin{array}{r} 59 \\ +45 \\ \hline \end{array}$$