















Spring Bunny Printable Centers, Manipulatives, Crafts, and Activities!












					
					

Marshmallow Math





I had fun learning with my snack today. We sorted and counted marshmallows. We talked about least and most. Then we ate our

	Pink Bunnies		Purple Bunnies
	Green Bunnies		Pink Bunnies

The color bunny I had the most was **Pink**.









B b

B is for bunny! b b b b

Counting Peeps!




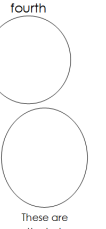
		
		

4	1	5	7	3	8
---	---	---	---	---	---

Begin





































			
			
			
			

THERE WAS AN OLD LADY THAT SWALLOWED A CHICK!

first	second	third	fourth
			
fifth	sixth	At the end of the story, the old lady meets him!	These are the last two words of the book.



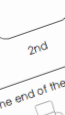
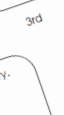


Pattern Fun

Cut out the squares below. Glue them to finish the six patterns below.

Today we read, There Was An Old Lady Who Swallowed A Chick!

She swallowed some weird things in the story. Here is what she swallowed.

					
1st	2nd	3rd	4th	5th	6th

Color what the last page of the story says.

Circle how the ending made you feel!

Circle who she meets at the end of the story.

Circle how you felt about the story!

Hands-on Bunny Themed Games, Crafts, Teaching Materials, and Activities for Preschool and Kindergarten!

Pages 7 to 11—Pieces and directions to make an interactive bunny counting chart to use at circle time. Counting back from 5.

Pages 12 to 15—The pages needed to create a flip book for students to color that goes along with the poem on the previous pages.

Pages 16 to 18—Bunny Themed Play Dough Mats

Pages 19 to 25— Shape and Color Pocket Chart Pieces... Find the real bunny and not one of his tricky friends.

Page 26—Pattern Cut and paste sheet.

Pages 27 to 29— Bunny carrot game. Counting up to 10.

Pages 30 to 33—Patterns need to make a given bunny handprint craft.

Page 34—Favorite preschool bunny facts

Pages 35 to 37—Printables to use with the Bunny Mallow Marshmallows.

Pages 38 to 39—Directions and template to create a bunny water bottle.

Pages 40 to 42—Various bunny activity sheets. Counting and tracing. Beginning sound.

Pages 43 to 45—Bunny Beginning Sound Center. Student matches carrot letter to bunny picture.

Pages 46 to 47—Bunny Tracer page.

Pages 48 to 60—Peeps craft idea with templates.

Pages 52 to 53—Peep Dice Game - Counting to 12. Counting two sets.

Pages 54 to 60—Peeps card game to practice skill of your choice. Beginning sound cards provided.

BONUS FILES to Match There Was an Old Lady Who Swallowed a Chick!!

+Old Lady Dice Game—Includes printable dice. Students Take turns rolling the dice. Be the first to fill the old lady's mouth with each item she swallowed and you win!

+Printables to create you own old lady to feed. Includes eggs with all letters and baskets you can program with your own skill!

+**Old Lady Swallowed a Chick Pattern Practice Center:** AB, ABC, AABB patterns practiced. Student places the picture next to the correct pattern.

+2 Hands On Following Direction Activities.

+ 2 Activity sheets to match the story!

+ Programmable puzzle.

Files Copyright 2014—Single Classroom Use Only BY: Colleen Gallagher @ www.teachingheart.net

For so many more Spring Ideas and Printables, please visit Teaching Heart's Spring Index. Lots of free resources for many Spring Themes / Units can be found. [CLICK HERE!](#)



Graphics Used in This set!

Files Copyright 2014—Single Classroom Use Only

BY: Colleen Gallagher @ www.teachingheart.net

Awesome and Outstanding **Graphics By**

Scrappin Doodles

The Enlightened Elephant

Teaching in the Tongass

Stacy Johnson

Pink Cat Studio

Miss N

Zip-A-Dee-Doo-Dah Designs

