


BUNNY TEN FRAME FUN!



Bunny 10 Frame Fun!

Files Copyright 2014—Single Classroom Use Only

BY: Colleen Gallagher @ www.teachingheart.net

Awesome and Outstanding Graphics By

MyClipArtStore: <http://www.MyClipArtStore.com> | <http://www.teacherspayteachers.com/Store/Myclipartstore>


Pink Cat Studio





For more Awesome [Bunny Themed Printables—Click here!](#)

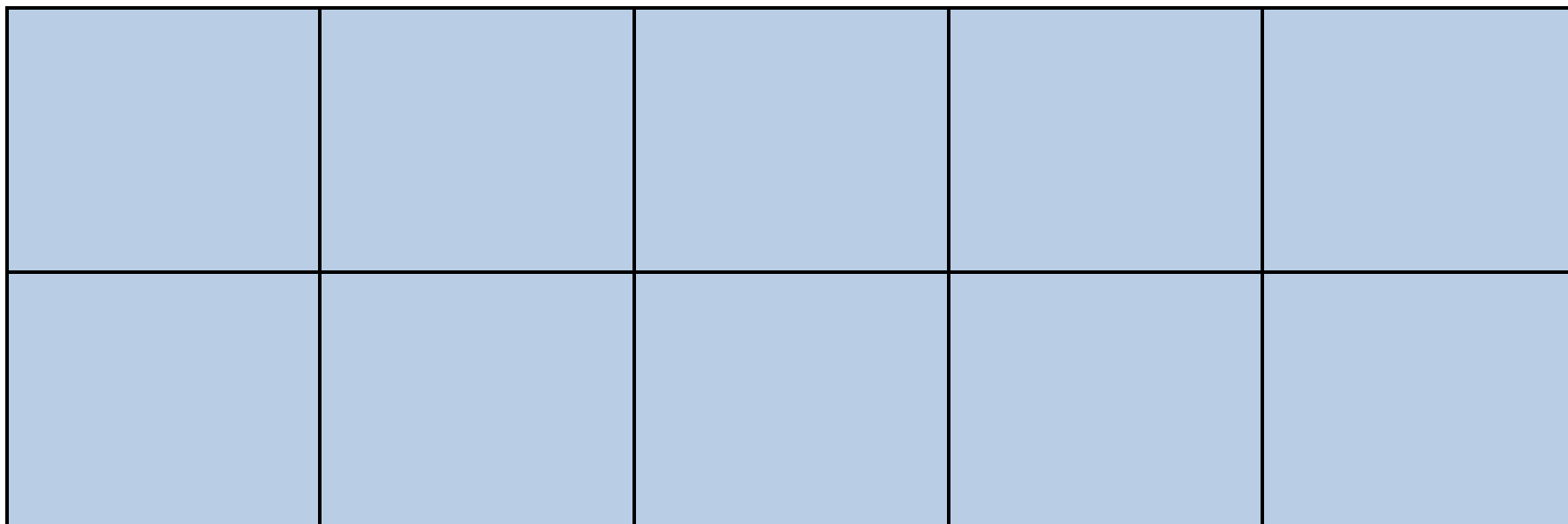
For so many more Spring Ideas and Printables, please visit Teaching Heart's Spring Index. Lots of free resources for many Spring Themes / Units can be found. [CLICK HERE!](#)

Here is a teaching display you can make. Print pages 4 and 5, laminate, and cut. Glue all to a board. I put velcro on the carrots and on top of bunnies head. I add carrots while the students count. Then we say the poems, “4 carrots on top. Bunny will not let them drop.” Lastly we put squares in our ten frame to match the carrots on bunnies head.











_____ carrots on top. Bunny will not let them drop!

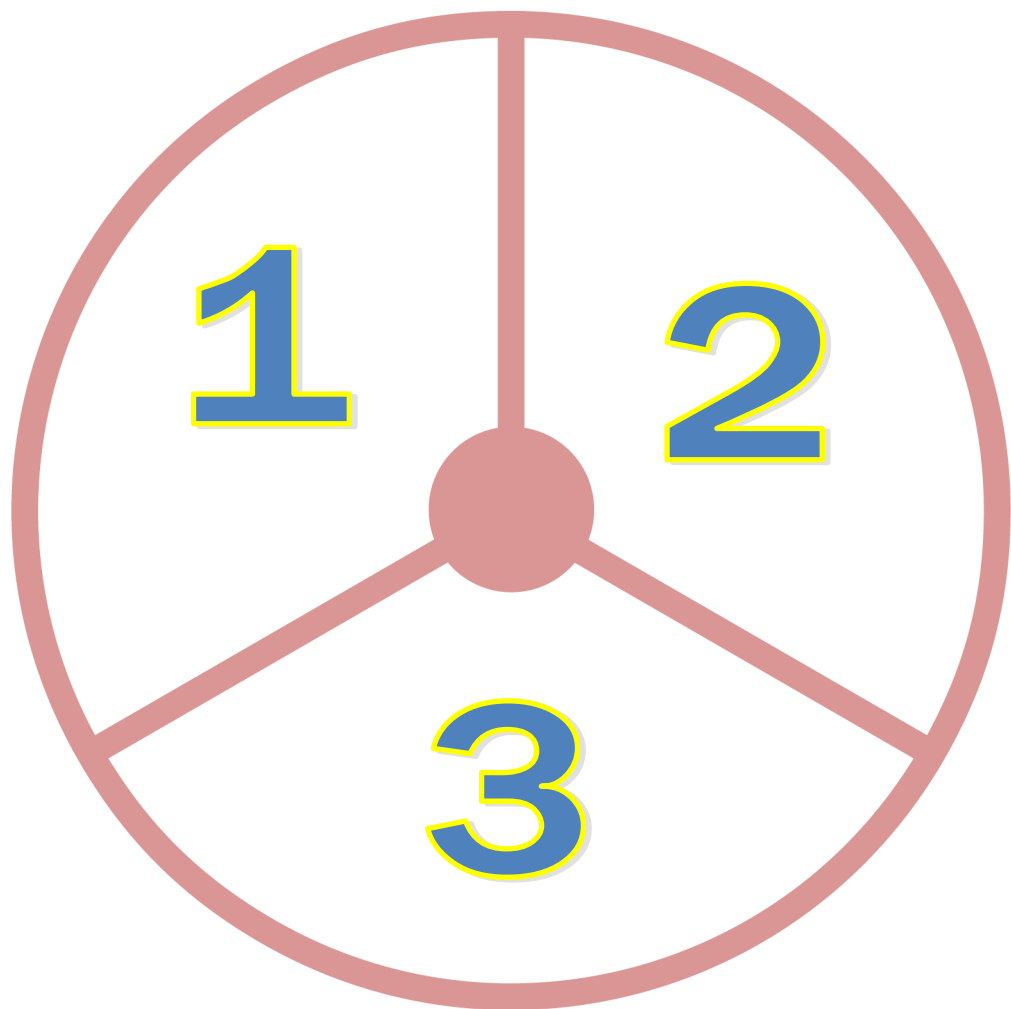





Here is a bunny Tail Ten Frame Game. Print the cards and spinner. You will need one card per player and 1 spinner per game. I use mini-marshmallows for the tails. Students take turns spinning the spinner and adding tails to their card. First person to fill their ten frame with tails is the winner! Page 10 and 11 are extra practice worksheets to go along with the other activities in this free set!

Bunny Tail Ten Frame







BUNNY TEN FRAME




____ carrots on top. Bunny will not let them drop!



____ carrots on top. Bunny will not let them drop!




____ carrots on top. Bunny will not let them drop!




____ carrots on top. Bunny will not let them drop!


BUNNY TEN FRAME




____ carrots on top. Bunny will not let them drop!



____ carrots on top. Bunny will not let them drop!




____ carrots on top. Bunny will not let them drop!




____ carrots on top. Bunny will not let them drop!

BUNNY TEN FRAME

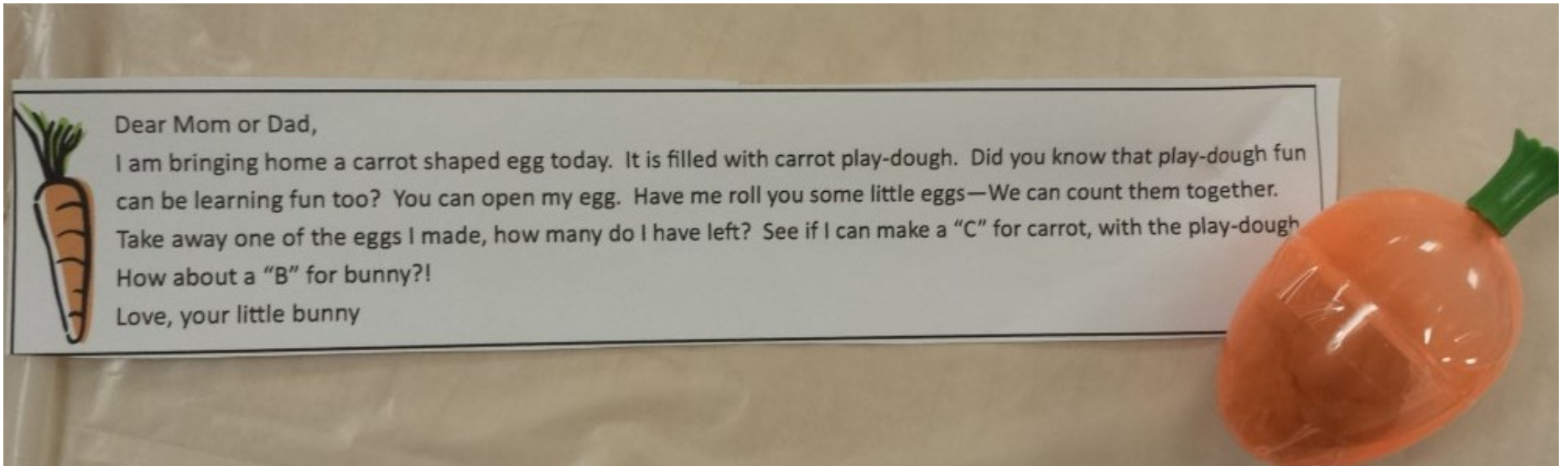


____ carrots on top. Bunny
will not let them drop!



____ carrots on top. Bunny
will not let them drop!

I found carrot shaped eggs at the dollar store. I added carrot play-dough that we used with the play-dough mats below from our Bunny Learning Set ([click here](#)). Then I attached page 13 to each egg! Fun learning with play-dough at home... plus it makes a nice Spring treat for your students!





Dear Mom or Dad,
I am bringing home a carrot shaped egg today. It is filled with carrot play-dough. Did you know that play-dough fun can be learning fun too? You can open my egg. Have me roll you some little eggs—We can count them together. Take away one of the eggs I made, how many do I have left? See if I can make a “C” for carrot, with the play-dough. How about a “B” for bunny?!

Love, your little bunny



Dear Mom or Dad,
I am bringing home a carrot shaped egg today. It is filled with carrot play-dough. Did you know that play-dough fun can be learning fun too? You can open my egg. Have me roll you some little eggs—We can count them together. Take away one of the eggs I made, how many do I have left? See if I can make a “C” for carrot, with the play-dough. How about a “B” for bunny?!

Love, your little bunny



Dear Mom or Dad,
I am bringing home a carrot shaped egg today. It is filled with carrot play-dough. Did you know that play-dough fun can be learning fun too? You can open my egg. Have me roll you some little eggs—We can count them together. Take away one of the eggs I made, how many do I have left? See if I can make a “C” for carrot, with the play-dough. How about a “B” for bunny?!

Love, your little bunny