




**Use activity with the story *Ten Apples Up on Top*. Print pages 2 through 6 and laminate. Use Velcro to attach the apples on top of the heads. Student color page seven and glue the apples from page 8 onto the correct head..**

For many more apple  
idea—[click here!](#)








## Apples Up On Top!




## Free!


# 1 Apple on Top!




# 2 Apples on Top!







# 3 Apples on Top!




# 4 Apples on Top!







**3** apples on top!



**4** apples on top!




**2** apples on top!



**1** apple on top!







File copyright C. Gallagher 2013—[www.teachingheart.net](http://www.teachingheart.net)

Graphics Copyright:

Johnston Kindergarten Clipart—[Click Here!](#)

Graphics from the Pond—[Click Here!](#)