


Apple Bobbing




teaching heart

Graphic Credits!









For MORE free fall ideas and printables, see our fall index at <http://teachingheart.net/fallindex1.html>





You can get the bundle below at [ejunkie \(CLICK HERE\)](#) or here at [TPT \(CLICK HERE\)](#)



Bobbing for Apples!







This activity I created could be used with spelling words, sight words, or vocabulary words. You print the pages and write the words you want on the apples. Students take an apple out of the bucket one at a time and write the word on the apple next to the given number. This could be used as a center activity as well!