


Rhyme Time Practice Fun!

Rhyme Cut and Paste!

bug	sat	plan	stick



Boy	Toy
Cat	Sat
Bug	Gap
Tan	Man
Rap	Plan
	split



Rhyme Time!

Read each word and listen for the ending sound. Find and paste three words that rhyme with each given.

car	stop

plop
 slop
 star




PDF and Publisher File: 18 pages (If you have Publisher you will be able to modify these files to meet your needs).

4.) Rhyme Cut and Paste—Student cuts pictures out and puts them under the word they rhyme with.


5.-7.) Rhyming Board Game—Print and laminate. Cut out the card sets. Students turn over a set of words, read the words, if the words rhyme, they may spin and move their piece. First person to the finish wins!

8., 9., 10.) Rhyme Time Sheets—Students are given two words. They must cut out six words and pick which given word rhymes with their cut-outs. They glue the words in the correct box.

11, 12) - Rhyme Picture Puzzles—Print these and laminate them. Cut out the puzzles and store in an envelope. This becomes a center students can take to their desk and complete.




Daily Rhyme



Name: _____ Date: _____

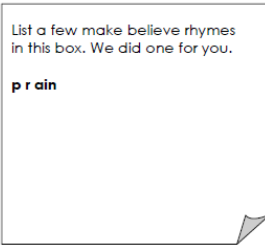
Today's rhyme word is **train!**


Draw a picture of a train in this box.




List a few make believe rhymes in this box. We did one for you.

p r a i n



 Now use the lines below to list real words that rhyme with **train**. Highlight the **ain** sound in each word.

_____	_____	_____
_____	_____	_____
_____	_____	_____
_____	_____	_____

















 Circle two of the words you wrote above. Use both words in a sentence.

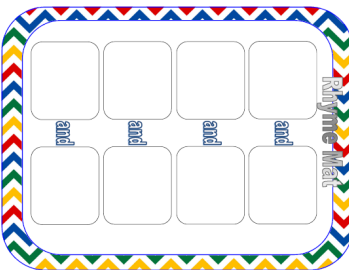
1.) _____

2.) _____

Rhyming Center

Page 16 contains rhyming cards. Give a student a cut-up set of the white or blue cards. Students place the cards on the mat on page 17 so that the rhyming pictures match up. Page 18 is a worksheet they will fill out by looking at their rhyming mat and writing the names of the pictures that rhyme.



Rhyming Words

_____	_____	_____	_____
and	and	and	and

13.) Flip Flop Rhyming Activity Sheet—students reads a word and then write a word that rhymes with the word they read.

15., 16., 17., 18.) - Rhyming Center—Includes rhyming mat, rhyming cards, and a student record sheet. Directions for activity are included on page 15.

Daily Rhyme Sheets in Word and PDF—(If you have Word you will be able to modify these sheets!)

100's of primary grade words can be derived from the following set of rhymes. There is one sheet per rhyme. It asks the student to complete three paper and pencil activities. These sheets are great for bell work or small group practice. It is a good idea to discuss the sheets before and after they are done by the students.

Daily Rhyme Sheet For The Following Word Families

1.)ack 2.)ail 3.)ain 4.)ake 5.)ale 6.)ame 7.)an 8.)ank 9.)ap 10.)ash 11.)at 12.)ate 13.)aw 14.)ay 15.)eat 16.)ell 17.)est 18.)ice 19.)ick 20.)ide 21.)ight 22.)ill 23.)in 24.)ine 25.)ing 26.)ink 27.)ip 28.)ock 29.)oke 30.)op 31.)uck 32.)ug 33.)ump 34.)unk

Copyright and Credits! Single Classroom Only!

Sheet Copyrighted By C. Gallagher 2013 www.teachingheart.net

[Graphics From the Pond](#) (Puzzle Templates)

Game Board Clipart by Creative Clips Digital Clipart [Krista Wallden](#)
<http://www.teacherspayteachers.com/Product/Game-Boards-Galore-Creative-Clips-Digital-Clipart-427641>

Backgrounds Copyright [Shery K Designs at](#)
<http://www.etsy.com/shop/SheryKDesigns>

Other Graphics are Microsoft Office

Colleen Gallagher
www.teachingheart.net

Unique Resources for PreK to Third Grade Teachers with hearts made for teaching!!! Making teachers shine since 1998!

Visit Teaching Heart Blog too. www.teachingheart.net/blog and like us on Facebook: <https://www.facebook.com/teachingheart>