

More Summer Bucket Resources!



Highlight your answers in the four boxes?

Summer is my favorite season...
YES = 's shovel is red
NO = 's shovel is blue

Reading this summer:
Plan to read lots = 's paltry yellow
Plan to read some = 's paltry orange

Favorite Ice-cream...
Chocolate = 's green pal
Vanilla = 's purple pal
Strawberry = 's yellow pal

If I was at the beach, choose one activity, it
Hunt for shells = 's sea pal
Swim = 's Goggles pal
Play in the sand = 's sand pal

Fill in the blanks about what your Pal Glyph will

I should color my shovel _____
 I should color my handle _____
 I should color my pal _____
 Now color and draw on the pal below to show what your pal will look like.

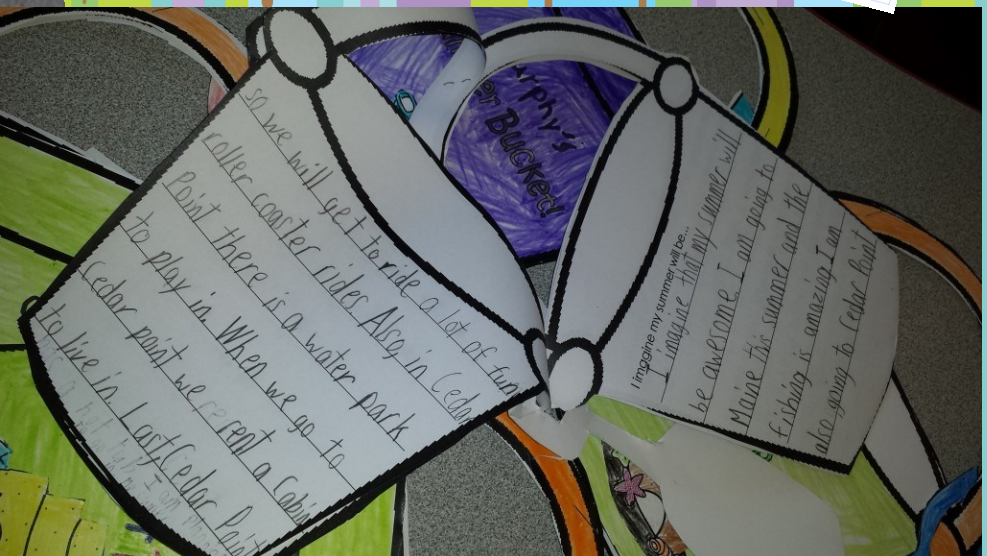
Summer Bucket Round

Here are some of the things I plan to read the book...
 I want to play _____
 I want to eat _____
 A friend I hope to spend time _____
 On hot days I think I will _____
 On a rainy summer day I will _____
 This summer I definitely plan to _____
 I imagine my summer will be... _____

Summer Bucket Class Data!
 Look at all the polls displayed. Tally up the results!

Question	Tally of classmates	Number of classmates
Summer is their favorite season.		
Summer is not their favorite season.		
Plans to read many books this summer.		
Plans to read some books this summer.		
Would choose chocolate ice-cream.		
Would choose vanilla ice-cream.		
Would choose strawberry ice-cream.		
They would hunt for shells on the beach.		
They would choose to swim at the beach.		
They would play in the sand at the beach.		

Look at the name on the pal. Find that pal. Look at the writing inside the pal. Write two things you learned about this person. Use complete sentences.





Highlight your answers in the four boxes?

Summer is my favorite season...
YES = 's shovel is red
NO = 's shovel is blue

Reading this summer...
Plan to read lots = 's pail handle is yellow
Plan to read some = 's pail handle is orange

Favorite Ice-cream...
Chocolate = 's green pail
Vanilla = 's purple pail
Strawberry = 's yellow pail

If I was at the beach and had to choose one activity, it would be...
Hunt for shells = 's seashell on the pail
Swim = 's Goggles on the pail
Play in the sand = 's sandcastle on the pail.

Fill in the blanks about what your Pail Glyph will look like.

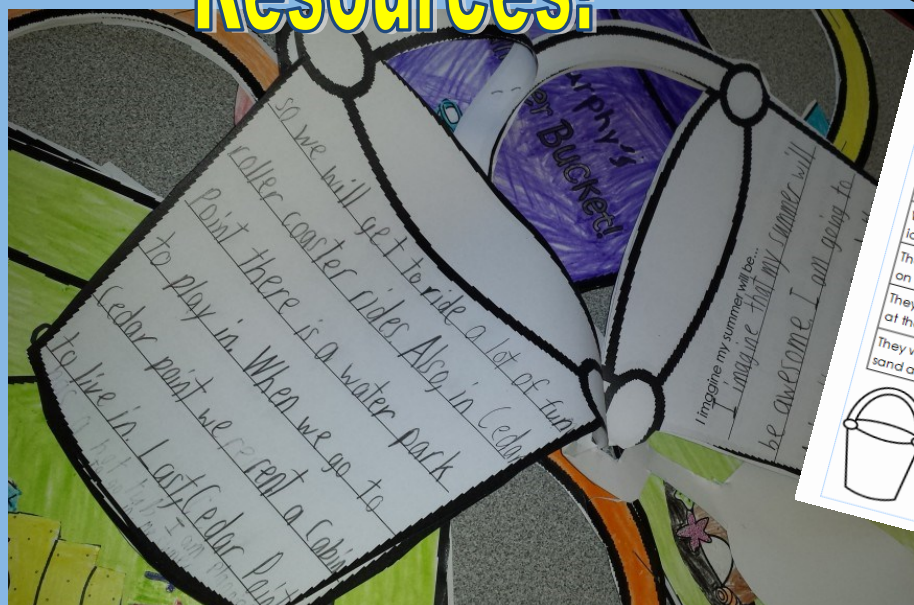
I should color my shovel _____
 I should color pail handle _____
 I should place a picture of _____
 Now color and draw on the pail below to show what your pail will look like.

Summer Bucket Rough Draft

Here are some of the things I plan to do this summer...

I plan to read the book _____
 I want to play _____
 I want to eat _____
 A friend I hope to spend time with this summer is named _____
 On hot days I think I will _____
 On a rainy summer day I will _____
 This summer I definitely plan to _____
 I imagine my summer will be... _____

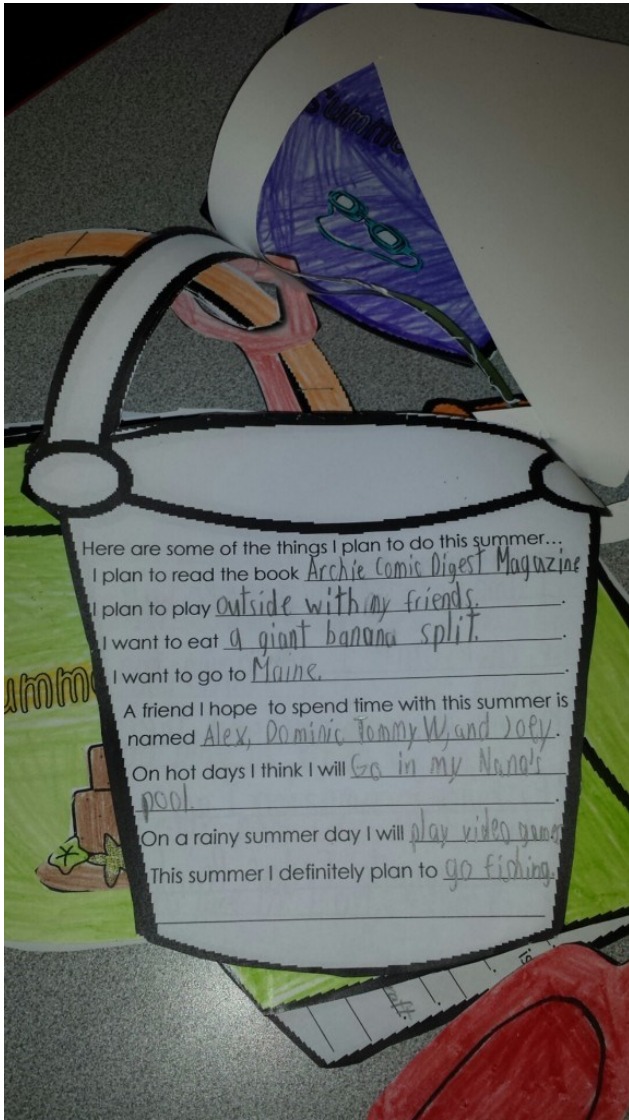
More Summer Bucket Resources!



Summer Bucket Class Data!
 Look at all the pails displayed. Tally up the results!!

Question	Tally of classmates	Number of classmates
Summer is their favorite season.		
Summer is not their favorite season.		
Plans to read many books this summer.		
Plans to read some books this summer.		
Would choose chocolate ice-cream.		
Would choose vanilla ice-cream.		
Would choose strawberry ice-cream.		
They would hunt for shells on the beach.		
They would choose to swim at the beach.		
They would play in the sand at the beach.		

Look at the name on the pail. Find that pail. Look at the writing inside the pail. Write two things you learned about this person. Use complete sentences.



One of Teaching Heart's most popular resources is this summer bucket writing glyph! I have added a few extra resources to this set by your requests. This set includes:

Page 5: Questions and answers for younger students to complete before you have them color their glyph. **(NEW—Not in free download)**

Page 6 and 7—Glyph parts. I usually copy these two pages on cardstock.

Page 8—Summer bucket writing portion rough draft. I have the student complete this. Next, I quickly check it before they do the writing portion of this activity. **(NEW—Not in free download)**

Page 9—I usually copy this on regular paper and the student copies their rough draft onto this.

Page 10—11—I imagine my summer will be writing prompt section. Have students write about what they think their summer will be like. **(NEW—Not in free download)**

Page 12—Summer Bucket Class Data Center Sheet. Display the finished buckets and they can become a math center if you have the students complete this sheet. **(NEW—Not in free download)**

Page 13—A Key to display with the glyphs. **(NEW—Not in free download)**

Page 14—Another key for display.