




Teaching Heart's Bee Packet!





5

10

15

20

25

30

35

40

45

50

Page 5—Printables to make a Bee Finger-puppet glove to go along with the five bees poem included.

Page 6—Simple Bee Glyph to Color and Take Home.

Page 7—Bee 10 Frames.

Page 8-9 —Bee counting puzzle. Give page 6 to the student already cut up. They glue the pieces to page 7 and color.

Page 10 —Roll a Bee Scene. Print a few copies, Laminate, and cut out five bee pieces. Supply a dice and 1 playing board and set of pieces per player. First player to get all their pieces onto the blue backdrop wins.

Page 11-15—Counting Game—Students work together to finish a puzzle. They collect Bees along the way. Game stops when puzzle is completed. Count the bees to find a winner. Directions included.

Page 16—17 —Race to the Bee Hive Dice Game

Page 18 –19—Little Bee Book—Trace numbers and number words. Color

Page 20—22—Two dice cover-up games.

Page 23-24—Dice Graph—printables to make a graph. Student rolls until one column is filled.

Page 25—Bee Phonics Activity Sheet— rhymes with Bee, beginning sounds, and trace b's.

Page 26, 27, 28, 29 —Craft idea—Finger Bee Craft and Poem to Match. Beehive Printable to use with craft. Page 29 is just a ready to print version. All you do is add the fingerprints.

Page 30—Count By Fives Puzzle—Print, laminate, cut. Students put the puzzle pieces together. Use as a center activity.

Page 31—35—Bee Pocket Chart Poem. I read the poem and call on someone to match the picture to the text.
























Files Copyright ©2013 By: [C. Gallagher @ www.teachingheart.net](http://C.Gallagher@www.teachingheart.net) —

Graphics are — Microsoft Office and


Copyright ©2013 by [Bobbi Johnston at www.teacherspayteachers.com/Store/Johnston-Kindergarten-Corner](http://BobbiJohnstonatwww.teacherspayteachers.com/Store/Johnston-Kindergarten-Corner) (stated on sheets)

File Copyright ©2013 By: [C. Gallagher @ www.teachingheart.net](http://C.Gallagher@www.teachingheart.net) — Graphics Copyright ©2013 by [Bobbi Johnston at www.teacherspayteachers.com/Store/Johnston-Kindergarten-Corner](http://BobbiJohnstonatwww.teacherspayteachers.com/Store/Johnston-Kindergarten-Corner)

10 Frames - Cut, Count, and Paste!

7 5 6 1 9 8



Roll a Bee Secret

Roll a die and choose a bee secret from the corresponding die face.

Your Choice

Roll 1 die and cover!

Roll 1 die and cover!

Roll 2 dice and cover!

Roll 2 dice and cover!

Bee Word Fun!

What rhymes with Bee? Choose the pictures that rhyme with Bee!

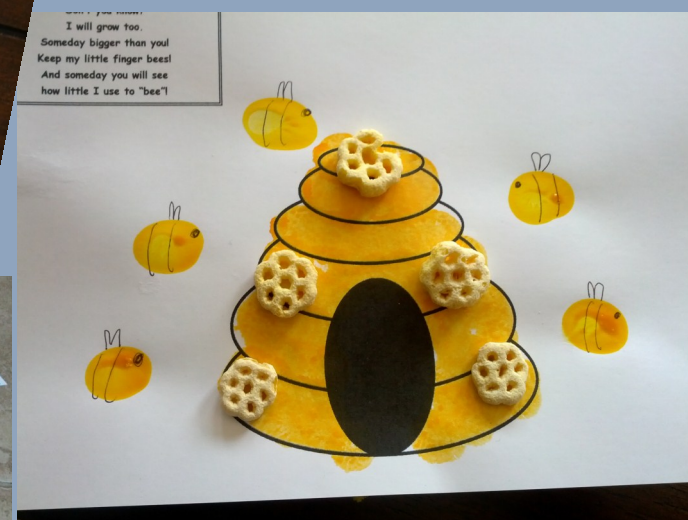

Color all the b's yellow!

a	b	c	v	n	h
f	b	w	e	r	t
y	b	l	k	m	d
z	b	b	b	y	p
c	b	c	b	c	y
z	b	b	b	k	y

Trace the b's!

B B B B B B
b b b b b b
Bee bee

Teaching Heart's
Bee Packet!



Teaching Heart's
Bee Packet!

Extra Resources

Do you want some kid facts about bees—[Click here!](#)

Need more insect ideas? - [Click Here!](#)

Visit Teaching Heart—[Click Here](#)

Visit Teaching Heart Blog—[Click Here](#)