




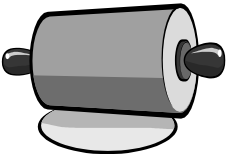




Use the printables and a blank foam dice to create the Roll and Graph Activity. For more free [winter planning ideas - click here](#) - there are TONS!!!

Support [TEaching Heart and shop our store. Lots of winter files](#) to make learning fun!

Roll and Graph!

7						
6						
5						
4						
3						
2						
1						
						



Found these at Target the other day. They are cute Christmas themed fruit snacks in the shapes of Santa, trees, stars, and candy canes. So of course I had to make a sorting and graphing sheet!!!

Above is a simple sorting sheet. Great for Pre K and Kindergarten classes.

Below is a sorting and graphing sheet great for first and second grades.

[Click to Download Fruit Snack Sorting and Graphing From Teaching Heart](#)

For more free [winter planning ideas – click here](#) – there are TONS!!!

Support [TEaching Heart and shop our store. Lots of winter files](#) to make learning fun!