







So much fun with the holiday marshmallow shapes!!! Pages 2 and 3 have sorting and graphing activities to use with these shapes. I put a few of each in a Ziploc and then give each student a bag to work with. Page 2 is Preschool and Kindergarten level and page 3 is first and second grade level. I also have a graph for just the gingerbread mallows and the holiday mallows. You can learn more about that at: <http://www.teachingheart.net/gingerbreadthemepacket.html>





Gingerbread Marshmallow Sort!

 	 	 
How many of each?		
 2	 4	 3
The shape I had the most of was   		
The shape I had the least of was   		

GINGERBREAD SNOW FRIENDS MARSHMALLOW SORT!

			
---	---	---	---


How many of each?

			
---	--	--	--

The shape I had the most of was







The shape I had the least of was







Fun with Holiday Marshmallows!

1. Sort and Tally It!

2. Graph It!

7				
6				
5				
4				
3				
2				
1				
				

3. Read it!

How many gingerbread do you have? _____

How many snowmen do you have? _____

How many trees do you have? _____

How many stars do you have? _____

Which do you have the most of? _____

Which do you have the least of? _____

Do you have more snowmen or gingerbread? _____

Do you have more trees or stars? _____

Which marshmallow tastes the best? _____