



Directions for Teachers: Print a set of cards (page 1 and 2 per each group of three players. Print Playing card on page 3 for each set of students. Print question page 4 on the back of the playing card.

On page 3 students should, write each players name above a tally chart and a graph. Shuffle cards and lay face down. Take turns drawing a card. Place a tally mark next to the item drawn. Continue until all cards have been drawn. Color in the graph to represent you tally marks for each old Lady. Turn paper over and work together to answer the questions about your graphs.





She ate What?



















Write each player's name above a tally chart and a graph. Shuffle cards and lay face down. Take turns drawing a card. Place a tally mark next to the item drawn. Continue until all cards have been drawn. Color in the graph to represent your tally marks. Turn paper over and work together to answer the questions about your graphs.









Old Lady A: _____

Old Lady B: _____

Old Lady C: _____

Clover		
Daisy		
Butterfly		
Bird		
Pot		
Gold		
Violin		
Rainbow		









Clover		
Daisy		
Butterfly		
Bird		
Pot		
Gold		
Violin		
Rainbow		









Clover		
Daisy		
Butterfly		
Bird		
Pot		
Gold		
Violin		
Rainbow		









Old Lady A: _____

Old Lady B: _____

Old Lady C: _____

8								
7								
6								
5								
4								
3								
2								
1								
								

8								
7								
6								
5								
4								
3								
2								
1								
								

8								
7								
6								
5								
4								
3								
2								
1								
								



Look at your graph and tally marks to answer the questions about the Old Lady!

She ate What?

1.) Whose Old Lady ate the most clovers? _____

2.) Whose Old Lady ate the least amount of butterflies? _____

3.) Whose Old Lady ate the least amount of coins? _____

4.) Whose Old Lady ate the greatest amount of rainbows? _____

5.) Look at the clovers Old Lady A and B ate. Who ate the most? _____

How many clovers were eaten altogether? _____

6.) In the box, draw a math problem that shows the number of birds eaten by all three old ladies.

7.) If you subtract two from the number of clovers that Old lady A ate, how many would be left?

8.) How many violins were eaten altogether by all three Old Ladies? Show the problem used to solve this question in the box.

9.) In the box tell the name of the items each Old Lady ate the most of.

Old Lady A	Old Lady B	Old Lady C



10.) In the box tell the name of the items each Old Lady ate the least of.

Old Lady A	Old Lady B	Old Lady C